

K-LINE

K109PT

PT100 Converter

K-LINE

Temperature converters

CE



INGENIEROS ASOCIADOS DE CONTROL, S.L.


Avda. Manoteras, 22 - planta 3ª, nave 108
28050 MADRID

Tlf. 34 91.383.13.90 - Fax. 34 91.383.12.33
www.iac-sl.es // comercial@iac-sl.es

- ▶ INPUT: PT100 at 2,3,4 wires with zero and span configurable by dip-switch
- ▶ OUTPUT: N.1 channel current 0/4..20, 20..4/0 mA or voltage 0..5/10, 10..0, 1..5 Vdc
- ▶ Galvanic isolation at 3-way.
- ▶ Spring-cage terminal block and/or DIN bus connection system
- ▶ Power bridging terminal - DIN rail bus connector
- ▶ Tiny dimensions (102,5 x 93,1 x 6,2 mm)
- ▶ Resolution @ 14 bit
- ▶ Precision class 0.1%

TECHNICAL DATA

K109PT – PT100 Converter



ORDER CODES

K109PT	PT100 converter
Accessories	
K-BUS	Expandable power supply connector
K-SUPPLY	Power Supply module with surge protection

GENERAL FEATURES

Power supply	19,2...30 Vdc
Channels	N.1
Accuracy	Error: 0,1% (max range) or (40 K / temp + 0.05) % (Measurement range)
Status indicators	Setting error Wrong connection Internal improper functioning
Galvanic Isolation	Power supply // input // output at 1500 Vac, digital
Hot swapping	Yes
Power consumption	500 mW
A/D Converter	14 bit
Current output protection	Approximately 25 mA
Security output	- 102,5% of full scale value, in case of over-range - 105% of full scale value in case of improper functioning
Humidity	30..90% a +40°C (not condensing)

Design	Terminal housing for mounting on 35 mm DIN 46277
Filter rejection	50-60 Hz (settable)
DIP Switch	-Inputs signal setup -Output signal setup
Processing	Floating point 32 bit
Dimensions	6,2 x 93,1 x 102,5 mm (w x h x d)
Weight	50 g
Operating temperature	-20...+65 °C
Connections	Plug-in screw clamp terminal blocks, wires up to 2.5 mm ²
IP Protection	IP 20
Standards	EN50081-2 EN50082-2 EN61010-1 EN60742
Approvals	CE

INPUT

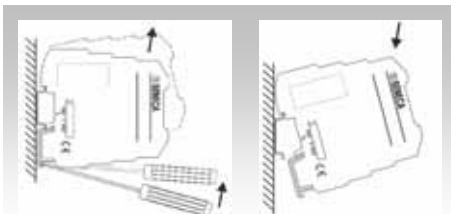
Type PT100 probe, EN 60751/A2 (ITS90)
 Connection by 2, 3 or 4 wires
 Current on sensor: < 900 uA
 Cable resistance: Max. 20 Ohm per wire
 Measurement Range: -150..650 °C
 Min span : 50°C

OUTPUT

Type **Current:** 0..20 mA, 4..20 mA, 20..0 mA e 20..4 mA
 Higher load resistance: 500 Ohm
Voltage: 0..5 Vdc, 1..5 Vdc, 0..10 Vdc and 10..0 Vdc
 Lower load resistance: 2 KOhm

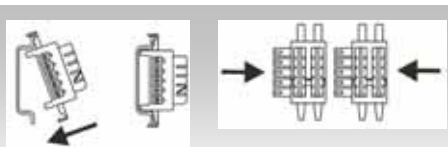
DIMENSIONS AND INSTALLATION

Inserting / Extracting module on DIN guide



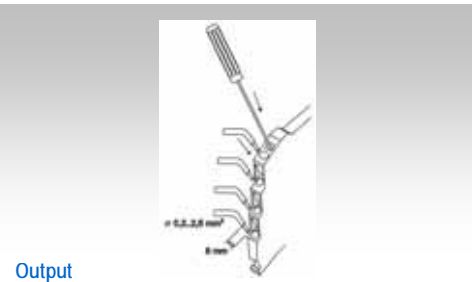
Power supply

Expandable connector K-BUS



Input

Cage clamp connection



Output

